

SAE Technical Standards Board Rules provide that: "This report is published by SAE to advance the state of technical and engineering sciences. The use of this report is entirely voluntary, and its applicability and suitability for any particular use, including any patent infringement arising therefrom, is the sole responsibility of the user."

SAE reviews each technical report at least every five years at which time it may be revised, reaffirmed, stabilized, or cancelled. SAE invites your written comments and suggestions.

REV.
A

AS81714™/3

FEDERAL SUPPLY CLASS
5940

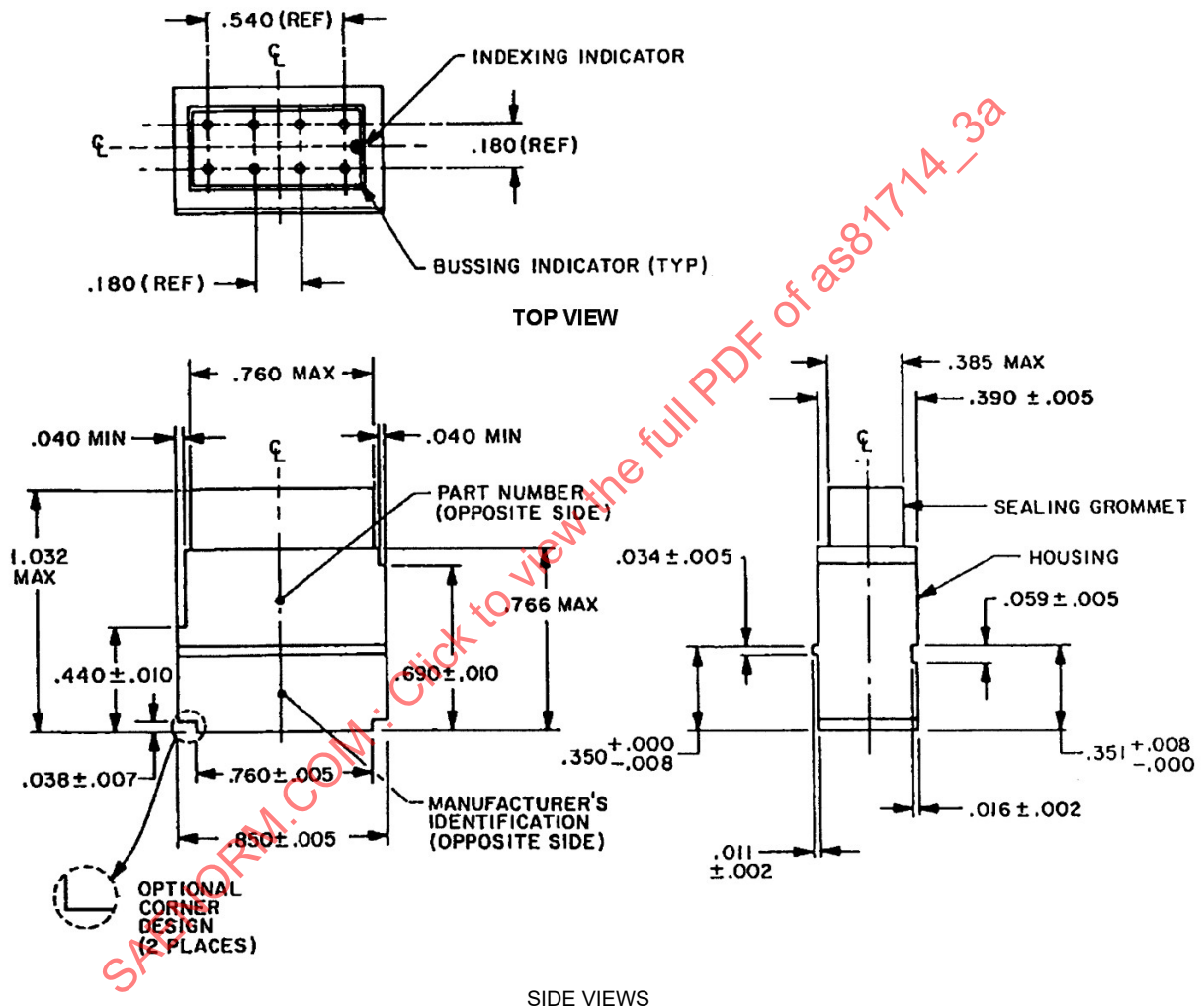
RATIONALE

REVISION IS REQUIRED TO CLARIFY DRAWINGS, UPDATE REFERENCES, UPDATE GOVERNMENT RELATED TERMINOLOGY, AND ADDRESS TECHNICAL REQUIREMENTS AS NEEDED.

AS81714/3A HAS BEEN REAFFIRMED TO COMPLY WITH THE SAE FIVE-YEAR REVIEW POLICY.

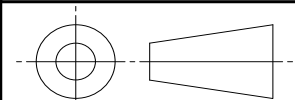
NOTICE

THE COMPLETE REQUIREMENTS FOR PROCURING THE PRODUCT DESCRIBED HEREIN SHALL CONSIST OF THIS DOCUMENT AND THE LATEST ISSUE OF AS81714.



For more information on this standard, visit
<https://www.sae.org/standards/content/AS81714/3A/>

THIRD ANGLE PROJECTION



CUSTODIAN: AE-8/AE-8C2

PROCUREMENT SPECIFICATION: AS81714



AEROSPACE STANDARD

(R) TERMINAL JUNCTION SYSTEM, TERMINAL JUNCTION BLOCKS, SECTIONAL, BUSSING MODULES, FEEDBACK TYPE, SIZE 16 SERIES I

AS81714™/3
SHEET 1 OF 3

REV.
A

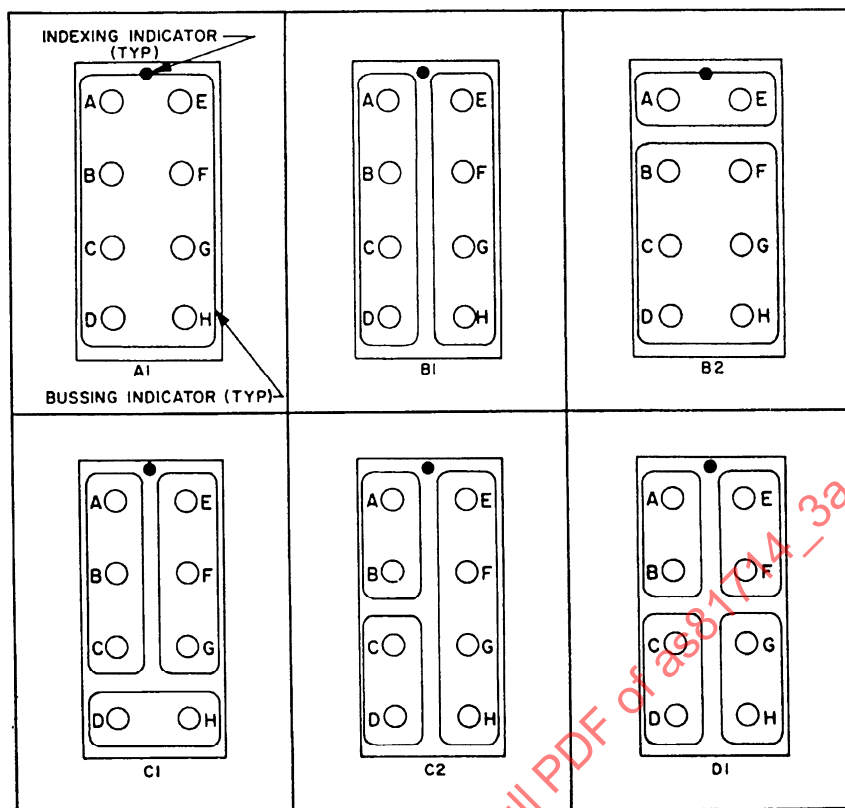


FIGURE 2 – AS81714/3 BUSSING ARRANGEMENTS (SEE FIGURE 1)

REQUIREMENTS: ALL REQUIREMENTS SHALL CONSIST OF THIS DOCUMENT AND THE LATEST ISSUE OF AS81714.

CONFIGURATION

1. DIMENSIONS BE SHALL IN INCHES AND TOLERANCES AS SPECIFIED. METRIC EQUIVALENTS (TO THE NEAREST 0.01 MM) IN TABLE 2 ARE GIVEN FOR GENERAL INFORMATION ONLY AND ARE BASED UPON 1 INCH = 25.4 MM.
2. TERMINAL BLOCK SHALL BE CONFIGURED IN ACCORDANCE WITH FIGURE 1 AND BUSSING ARRANGEMENT IN FIGURE 2 (SEE PART IDENTIFICATION NUMBER).
3. CONTACT SOCKETS FOR ALL GROMMET CAVITIES SHALL BE IN ACCORDANCE WITH AS81714 AND INTERNALLY CONNECTED TO ALL CONTACT SOCKETS IN EACH BUSSING INDICATOR SHOWN IN FIGURE 2 (I.E. CONTACTS SOCKETS A THRU D AND E THRU H ARE CONNECTED RESPECTIVELY FOR BUSSING INDICATOR B1).
4. THE CONTACT MATING END RETENTION SYSTEM AND GROMMET WIRE SEALING SHALL BE IN ACCORDANCE WITH AS81714.

MATERIALS

1. TERMINAL BLOCK AND INTERNAL PARTS SHALL BE IN ACCORDANCE WITH AS81714.

MARKING

1. TERMINAL BLOCK BODY SHALL BE BLACK AND GROMMET SHALL BE BLUE.